

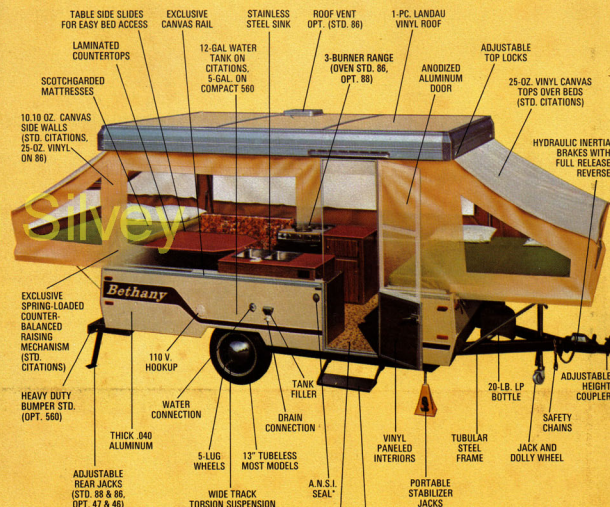
Bethany for 1975

The Leadership Line . . . Citations, Compacts and now new PickUpper campers . . . more quality, craftsmanship and lasting value. Bethany makes your going great!

Joel Silvey

Joe Silvey

Bethany puts extra quality in design, construction and materials throughout!



Model shown is Citation 86


*ANSI Seal means all Bethany's conform to ANSI 119.2 Safety Standards in effect on day of manufacture. (Because of our commitment to constant product improvement, we reserve the right to change specifications without notice)

Bethany

Joel Silvey

BETHANY TRAVELERS
6820 Auto Club Road
Minneapolis, Minnesota 55438


Bethany craftsmanship takes the work out, puts more fun in your camping!




Moisture and dust-proof! Bethany unique method of fastening heavy, rot-resistant duck canvas walls makes your camper weathertite and strong. Fastak™ twin cord canvas edging locks into channel rail on camper.




Full fresh-air view with flexibility! Long, strong zippers open canvas to clear plastic picture windows on both sides, which open in turn to fiberglass screens. Extension beds offer canvas-screen combinations on 3 sides Citation models.



Extra stability for extra solid floor — the "Dura-Flex" torsion axle minimizes sway and softens ride for less wear and tear on the road. Contributes to lasting quality you appreciate for years and years.



Solid, lightweight Thermo Core top features strong laminated construction — seamless 1-piece vinyl Landau outer-skin, plycore wood, insulating styrofoam sheathing plus painted aluminum inside ceiling. Extruded aluminum of roof sides and corners add to strength and stability.



Easiest up and down — Bethany Citation's exclusive spring-loaded, counterbalanced raising mechanism. Pioneered 15 years ago by Bethany, it makes setup and takedown butter smooth, an easy one-man job that takes only minutes. No cranks, no pulleys. No cables.

Bethany Citations for luxurious camping ...

Compacts for economy!

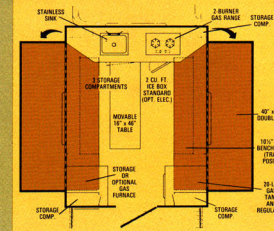
NEW
PICKUPPER
by Bethany



Super spacious camping

Low profile on the road

It's a whole new uncamped feeling! Now a pickup camper with all the things you could only wish for before. PickUpper lifts up, folds out... turns into a spacious vacation or sportsman's home super fast, with 90% of setup from the inside. Twice the inside room of most campers having rigid walls and top. Sleeps four with open floor space to move around in, elbow-room for cooking and dining, stand-up head room.



PICKUPPER SPECIFICATIONS

Body Width, closed	6'4"
Width, beds extended	8'11"
Total Length of Box	11'7"
Total Height, closed	5'11"
Height above pickup box	33 1/2"
Interior Head Room, up	6'2"
Interior Head Room down	4'8"
Standard Dry Weight	approx. 725-lbs.

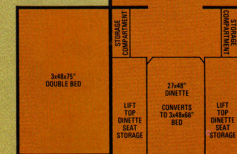
Joel Silvey



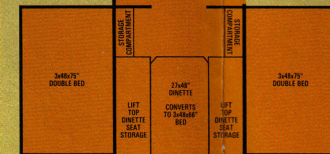
Now Compact 560 comes in four models — as you like it!
To match your family size. Models that sleep 2, 4 or 6.

Bethany makes big improvements on these 1975 models. By adding their butter-smooth counter-balanced and spring-loaded raising mechanism. Like you find on the Bethany Citation series — the best in the business.

540
4-Sleeper
full kitchen



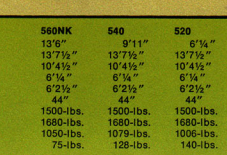
560
6-Sleeper
full kitchen



560-NK
6-Sleeper
no kitchen

(Not shown)

520
2-Sleeper full kitchen

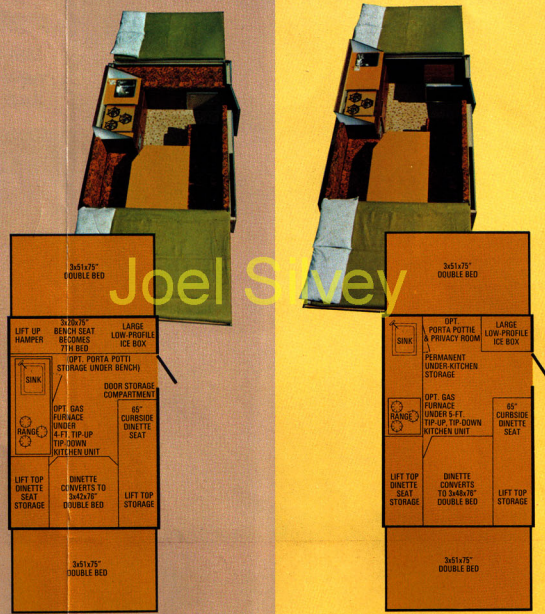


SPECIFICATIONS	COMPACT	560	560NK	540	520
Total Width, open	13'6"	13'6"	13'6"	9'11"	8'1/4"
Total Trailer Length	13'7 1/2"	13'7 1/2"	13'7 1/2"	13'7 1/2"	13'7 1/2"
Body Length	10'4 1/2"	10'4 1/2"	10'4 1/2"	10'4 1/2"	10'4 1/2"
Body Width, trailer	6'1/4"	6'1/4"	6'1/4"	6'1/4"	6'1/4"
Head Room	6'2 1/2"	6'2 1/2"	6'2 1/2"	6'2 1/2"	6'2 1/2"
Road Height	44"	44"	44"	44"	44"
Axle-Torsion Capacity	1500-lbs.	1500-lbs.	1500-lbs.	1500-lbs.	1500-lbs.
Tire Capacity, 520 x 12's	1660-lbs.	1660-lbs.	1660-lbs.	1660-lbs.	1660-lbs.
Dry Weight	1155-lbs.	1050-lbs.	1079-lbs.	1006-lbs.	1006-lbs.
Dry Hitch Weight	95-lbs.	75-lbs.	128-lbs.	140-lbs.	140-lbs.



Citation 88
Big fun, big convenience — and room for eight adults to sleep in stretch-out comfort. Complete cooking and clean-up center, loads of storage. Beautiful, weatherite vacation home so easy to tow. Hydraulic brakes standard.

Citation 86
Luxuries are standard — a complete camping home with extras built-in. Spacious sleeping for seven. Range comes with oven. Extra clothing storage. Ideal for the longer trips, longer stays. Hydraulic brakes standard.



Citation 47
Scaled-down family camper with stepped-up sleeping space for seven. Enjoy all the conveniences of home: food preparation, serving and storage, recreation room spaciousness, tack-away space for additional travel gear.

Citation 46
Medium size but big on convenience! Room for six adults to stretch out in deep comfort — living, sleeping, relaxing. Low-profile towing with see-over-top 44-in. road height (both #46 and #47) eliminates mirrors and extra towing equipment.

SPECIFICATIONS	CITATION	#88	#86
Total Length, open	20'	20'	20'
Trailer Length, bumper to coupler	16'8"	16'8"	16'8"
Body Length, trailer	12'	12'	12'
Body Width, trailer	6'10"	6'10"	6'10"
Head Room	6'7"	6'7"	6'7"
Road Height	5'1"	5'1"	5'1"
Axle-Torsion capacity	2500-lbs.	2500-lbs.	2500-lbs.
Tire capacity, 700 x 13's	2500-lbs.	2500-lbs.	2500-lbs.
Dry Weight	1723-lbs.	1723-lbs.	1723-lbs.
Dry Hitch Weight	207-lbs.	207-lbs.	207-lbs.

SPECIFICATIONS	CITATION	#47	#46
Total Length, open	18'6"	18'6"	18'6"
Trailer Length, bumper to coupler	13'6"	13'6"	13'6"
Body Length, trailer	9'9"	9'9"	9'9"
Body Width, trailer	6'10"	6'10"	6'10"
Head Room	6'3"	6'3"	6'3"
Road Height	45"	45"	45"
Axle-Torsion capacity	2000 lbs.	2000 lbs.	2000 lbs.
Tire capacity, 600 x 13's	2000 lbs.	2000 lbs.	2000 lbs.
Dry Weight	1318-lbs.	1318-lbs.	1318-lbs.
Dry Hitch Weight	170-lbs.	170-lbs.	170-lbs.
Hydraulic or Electric Brakes	OPT.	OPT.	OPT.

Bethany gives you all the convenience options!




Safety night and day! Distinctive Scotchlite Safety Stripe on both sides of your Bethany protects you both in traffic and at the campsite. Highly reflective to even the dimmest headlights. Standard Citations only.



Choose Add-a-room or Canopy — and add extra living space to your Bethany. 12 x 9-ft. Add-a-room sets up 4-ft. breeze away from camper, has fiberglass-screened sides, zipper door, roll-up rain flaps, 12 x 12-ft. Canopy sunshade attaches to roof rail, complete with poles, roping.



Unique fold-up-and-down kitchen in Citation 47 and 46 puts full cooking and cleanup facilities at comfort height. When down for travel position it occupies only 12-in. floor space. Bethany is sensitive to your needs!



Extra economy as you travel with large, home-size range and oven. 3-burner gas range on Citation models, 2-burner on Compact 560. Oven standard on Citation 86, optional on 88. Optional gas or electric refrigerator on 86 and 88.



Power converter is standard in all Citation models. Makes quick switch from car battery to campsite electricity (city power) and back again. Operates several conveniently located outlets and 2 dome lights. The transforming is done for you.



Optional 12,000 BTU furnace — nice, fast way to take the chill out of rainy days or unexpectedly colder nights. Gas-fired, safe outside venting. Located in most models on road-side, away from door and children. 11,000 BTU furnace on Compact models.

Joel Silvey

INTRODUCING NEW

PICK UPPER

by Bethany

T.M.

It's a whole new uncramped feeling! Now a pickup camper with all the things you could only wish for before. New low profile PickUpper by Bethany lifts up and folds out... turns into a spacious vacation or sportsman's home super fast. And 90% of the setup is done from the inside. You get twice the inside room of most campers having rigid walls and top. Pick-

Upper's two fold-out wing beds sleep four 6-foot adults. Plus open floor space to move around in. Plenty of elbow-room for cooking and dining. Stand-up 6'3" head room. Throughout, extra quality, comfort and craftsmanship Bethany's famous for.

Ready to hit the road? PickUpper shrinks so small on the outside with comfortable riding room inside.

Joel Silvey

PickUpper —
the wonderful
way to go!



PICK UPPER
camper fits any
standard width,
8-ft. or longer
pickup box!



PICK UPPER is low profile, small on the outside when you're driving...



A good locker! New PickUpper has clean, compact lines coming and going. And on the road there's comfortable riding room inside. Built-in benches... access to the refrigerator... big bubble windows on all four sides... large optional sky-lite escape hatch overhead... easy-care built-ins and carpet.

Yet, in minutes, turns into an unbelievably spacious vacation home...



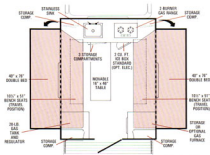
Butter-smooth, spring-loaded raising mechanism pops the top of your PickUpper up to 6'3" headroom.



Spacious and uncramped! Wing beds double as sofas. Screen openings let fresh air and light in.



Elbow-room cooking and dining! Easy clean-up, too. Bright, cheery Scotch-plaid throughout.



Built-ins galore—plus four corner cabinets to tuck-away all your travel necessities.



A camper for all seasons—optional propane furnace for chilly nights or hunting and skiing trips.

Easy loading and unloading—weighs approximately 700 lbs. PickUpper complies with all ANSI 119.2 Standards in effect!

Bethany

Bethany Travelers
Division of Bethany Fellowship, Inc.
6820 Auto Club Road, Minneapolis, Minn. 55438

Dealer inquiries invited!